

## ***Mobile Aluminium Work Platform Single Mast***

***GTWY 6 - 1000 , GTWY 8 - 1000 , GTWY 10 - 1000***



รายละเอียดผลิตภัณฑ์อาจมีการเปลี่ยนแปลงโดยมิได้แจ้งให้ทราบล่วงหน้า





## Mobile Aluminium Work Platform Single Mast

# GTWY1000

### GTWY6-1000/GTWY8-1000/GTWY10-1000

	S.W.L	
	GTWY6-1000.....	150 kg
	GTWY8-1000/GTWY10-1000.....	125 kg

	Working height	
	GTWY6-1000.....	8.00m
	GTWY8-1000.....	10.00m
	GTWY10-1000.....	12.00m
	Platform floor height	
	GTWY6-1000.....	6.00m
	GTWY8-1000.....	8.00m
	GTWY10-1000.....	10.00m

	Overall length.....	1.42m
	Overall width.....	0.84m
	Overall height	
	GTWY6-1000.....	1.92m
	GTWY8-1000 /GTWY10-1000.....	1.98m
	Platform size.....	0.63 X 0.65m
	Ground clearance.....	0.06m
	Wheelbase.....	1.11m

	Lifting motor	
	AC.....	110-230VAC/0.75kw
	DC.....	12VDC/1.5kw

	Up/Down speed	
	GTWY6-1000.....	38/35 sec
	GTWY8-1000.....	44/38 sec
	GTWY10-1000.....	46/40 sec

	Batteries.....	2X12V/150Ah
	Integrated charger.....	12 V/15A

	Tyres	
	Back wheels.....	φ180X50mm
	Front wheels.....	5 in

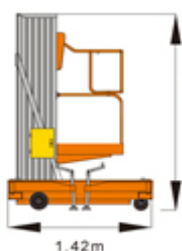
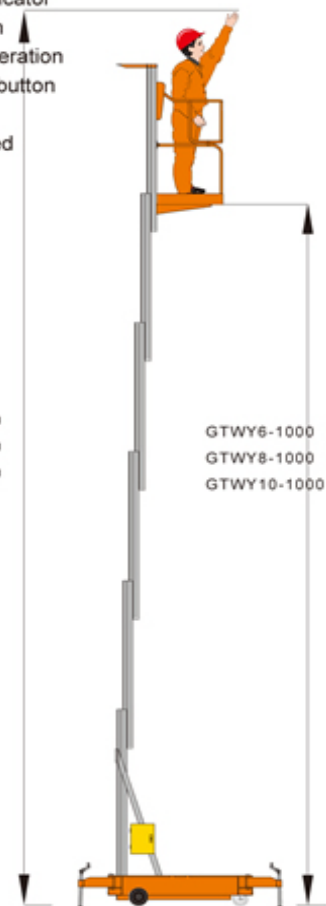
	Weight	
	GTWY6-1000.....	415(AC)/450(DC)kg
	GTWY8-1000.....	450(AC)/485(DC)kg
	GTWY10-1000.....	490(AC)/525(DC)kg

#### Standard equipment

- Leveling outrigger device
- Emergency stop button
- Battery charge indicator
- Electric limit switch
- Two controllers operation
- Emergency down button
- Leveling indicator
- Over loading limited

GTWY6-1000 8m  
GTWY8-1000 10m  
GTWY10-1000 12m

GTWY6-1000 6m  
GTWY8-1000 8m  
GTWY10-1000 10m



GTWY6-1000 1.92m  
GTWY8-1000 1.98m  
GTWY10-1000 1.98m

